

12X/20X/23X H.265⁺ Mini PTZ Dome Network Camera


IP66
IK10


DATASHEET

KEY FEATURES

- ▶ **Smart Stream** (Bandwidth, storage and bit rate are saved with Smart Stream On, e.g. H.265⁺ saves 70%~80% bandwidth that of H.264.)
- ▶ **0.001Lux Starlight** (Delivering detailed color image even in the low light environments reaching 0.001Lux (Color) or 0Lux (B/W).)
- ▶ **140dB Super WDR** (Excellent performance even when the ratio of the luminosity of brightest and darkest is up to 140dB.)
- ▶ **Advanced Functions** (Boasting to support various advanced functions such as HLC, Defog, ROI.)
- ▶ **Smart PTZ Motion Detection** (Pan and tilt to the position of motion detected area automatically and zoom in synchronously.)
- ▶ **300 Preset Positions** (The user can easily control the lens position via mouse to monitor interested area and set up to 300 preset positions for patrolling.)
- ▶ **Video Content Analysis** (With 10 detection modes, VCA greatly enhances the performance bringing comprehensive surveillance functions.)
- ▶ **Keyboard Control** (Shortcut keys for PTZ control via Milesight Keyboard.)

30fps@4K

Providing 4K HD resolution with frame rate of 30fps, the camera performs well in catching detailed image regardless of the moving speed.




Smart IR II Technology

It allows the camera to catch better images regardless of object distance with High Beams and Low Beams whose brightness could be adjusted manually or automatically. Also, the innovative IR Anti-reflection Panel protects the lens from IR interference.

High Speed & Precise Movement

With a sophisticated pan/tilt mechanism, the Mini PTZ Dome Network Camera provides fast, precise movement with 360° endless pan and -5~90° (Auto Flip). Maximum pan speed of 450°/s and tilt speed of 360°/s make the camera a mighty Speed Dome model.



Recessed Installation

With recessed installation, the Mini PTZ Dome Network Camera is easily blend in with the environment to provide discreet surveillance.

12X/20X/23X H.265⁺ Mini PTZ Dome Network Camera



Camera	Model	MS-C2971-X12(Q)(R)PB (2MP)	MS-C2871-X20TPB (2MP)	MS-C2971-X23(Q)(R)PB (2MP)	MS-C5371-X12HPB (5MP)
	Image Sensor	1/2.8" Progressive Scan CMOS	1/2" Progressive Scan CMOS	1/2.8" Progressive Scan CMOS	
	Min. Illumination	Color: 0.002Lux@F1.2 Color: 0.005Lux@F1.6 B/W: 0Lux with IR on	Color: 0.001Lux@F1.2 Color: 0.002Lux@F1.6 B/W: 0Lux with IR on	Color: 0.002Lux@F1.2 Color: 0.005Lux@F1.5 B/W: 0Lux with IR on	Color: 0.005Lux@F1.2 Color: 0.008Lux@F1.6 B/W: 0Lux with IR on
	WDR	140dB Super WDR			120dB Super WDR
	Shutter Time	1/100000s~1s			
	Digital Zoom	16X			
	Day/Night Mode	Day/Night/Auto/Customize/Schedule			
	S/N	>55dB			
	Lens	Focal Length	5.3~64mm , 12X Optical Zoom	6.4~128mm, 20X Optical Zoom	5~117mm, 23X Optical Zoom
Zoom Speed		Approx 4s (Wide-Tele)	Approx 5s (Wide-Tele)	Approx 6s (Wide-Tele)	Approx 4s (Wide-Tele)
Field of View		H61°~H5°/D69°~D5°/ V36°~V2°	H60°~H3°/D67°~D4°/ V37°~V1°	H60°~H3°/D69°~D4°/ V35°~V2°	H57°~H4°/D69°~D5°/ V44°~V1°
Focus Control		Auto/Semi-Auto/Manual			
Minimum Working Distance		1000/1500mm (Wide/ele)	100/2000mm (Wide/Tele)	100/1500mm (Wide/Tele)	1000/1500mm (Wide/Tele)
Aperture		F1.6~F2.8	F1.6~F4.0	F1.5~F3.5	F1.6~F2.8
Iris Control		Auto			
PTZ	Pan Range / Pan Speed	360° endless; Pan Manual Speed: 0.1°~450°/s, Pan Preset Speed: 450°/s			
	Tilt Range / Tilt Speed	-5°~90° (Auto Flip); Tilt Manual Speed: 0.1°~360°/s, Tilt Preset Speed: 360°/s			
	Proportional Zoom	Support			
	Preset Quantity	300			
	Patrol	8 Patrols, up to 48 presets each patrol			
	Pattern	4 Patterns			
	Auto Tracking	Support			
	Power Off Memory	Support			
	Other Function	Auto Scan, Auto Home, Preset Freezing, 3D Positioning, PTZ Limits, Initial Position			
IR	IR Distance	Up to 160m			
	IR Angle	Auto/Manual			
Video	Max. Image Resolution	1920x1080			2592x1944
	Primary Stream	120fps@(1920x1080) (Optional for Q Series), 60fps@(1920x1080, 1280x960, 1280x720, 704x576)	90fps@(1920x1080, 1280x960, 1280x720, 704x576)	120fps@(1920x1080) (Optional for Q Series), 60fps@(1920x1080, 1280x960, 1280x720, 704x576)	30fps@(2592x1944), 45fps@(2048x1536), 60fps@(1920x1080, 1280x960, 1280x720, 704x576)
	Secondary Stream	60fps@(704x576, 640x480, 640x360, 352x288, 320x240, 320x192, 320x180)	90fps@(704x576, 640x480, 640x360, 352x288, 320x240, 320x192, 320x180)	60fps@(704x576, 640x480, 640x360, 352x288, 320x240, 320x192, 320x180)	
	Tertiary Stream	30fps@(1920x1080, 1280x720, 704x576, 640x480, 640x360, 320x240, 320x192, 320x180)			
	Video Compression	H.265*/H.265(HEVC)/H.264*/H.264/MJPEG			
	Video Bit Rate	16Kbps~16Mbps(CBR/VBR Adjustable)			
	Privacy Masking	Up to 24 areas			
	ROI	Up to 8 areas			
	Image Setting	Brightness/Contrast/Saturation/Sharpness			
	Interface	Ethernet	1*RJ45 10M/100M Ethernet Port		
Audio I/O		1/1			
Alarm I/O		1/1			

12X/20X/23X H.265+ Mini PTZ Dome Network Camera

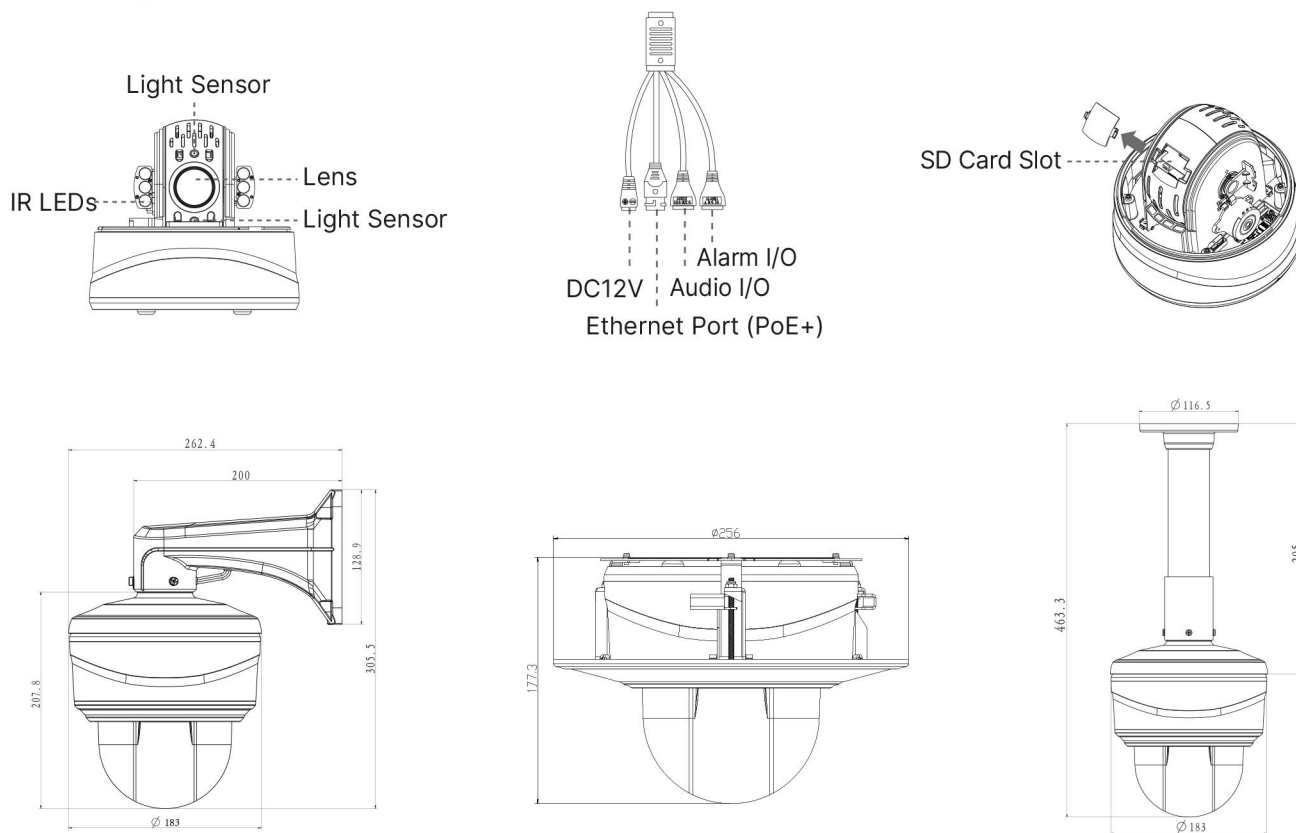


Network	Network Storage	NAS(Support NFS, SMB/CIFS), ANR		
	Protocol	IPv4/IPv6, ARP, TCP, UDP, RTCP, RTP, RTSP, RTMP, HTTP, HTTPS, DNS, DDNS, DHCP, FTP, NTP, SMTP, SNMP, UPnP, Bonjour, SIP, PPPoE, VLAN, 802.1x, QoS, IGMP, ICMP, SSL		
Audio	Audio Compression	G.711/AAC/G.722/G.726		
	Audio Sampling Rate	8/16/32/44.1/48KHz		
	Audio Bit Rate	16~256kbps		
	Two-way Audio	Support		
System	Storage	Support microSD/SDHC/SDXC Card Local Storage, up to 256G		
	Advanced Function	BLC, HLC, 2D DNR, 3D DNR, Defog, AWB, EIS, IP Address Filtering AGC, Anti-flicker, Corridor Mode, Deblur, Watermark		
	SIP/VoIP Support	Yes, Voice & Video-over-IP		
	Event Trigger	Motion Detection, Network Disconnection, External Input, Audio Alarm, etc.		
	Event Action	FTP Upload, SMTP Upload, SD Card Record, External Output, SIP Phone, PTZ Motion, HTTP Notification, etc.		
	Video Analysis	Region Entrance, Region Exiting, Advanced Motion Detection, Tamper Detection, Line Crossing, Loitering, Human Detection, People Counting, Object Left, Object Removed		
	System Compatibility	ONVIF Profile G & Q & S & T, API		
General	Working Condition	Temperature: -40℃~60℃ / Humidity: 0~90%(Non-condensing)		
	Power Supply	PoE (802.3at) / DC 12V/3A±10%		
	Power Consumption	10W MAX 17W MAX (With IR on)	11W MAX 18W MAX (With IR on)	10W MAX/17W MAX (With IR on)
	Weather Proof/Housing	Up to IP66-rated for Weather-resistant Performance / Vandal-proof IK10-rated Metal Housing		
	Surge Protection	4KV		
	Dimensions/Weight	Φ183mmX174.8mm/2Kg		
	Warranty	2 Years / 3 Years (Optional)		

12X/20X/23X H.265+ Mini PTZ Dome Network Camera



Structure Diagrams



Units: mm

Accessories Support

A01 Pole Mount

Weight: 720g
Dimensions: 170*51.5*152.6mm



A03 External Corner Bracket

Weight: 900g
Dimensions: 170*152.5*76.3mm



A42-L Extension Lever

Weight: 325g
Dimensions: 57*255mm



A43 Junction Box

Weight: 1000g
Dimensions: 195*164*80mm



A77 Wall Mount

Weight: 650g
Dimensions: 262*185*138mm



A78 Recessed Mount

Weight: 715g
Dimensions: 256*256*94mm



A79 Pendant Mount

Weight: 850g
Dimensions: Ø185*295mm



Milesight Technology Co., Ltd. | www.milesight.com

Contact Us: sales@milesight.com support@milesight.com

Add: 220 NE 51st Street, Oakland
Park, Florida 33334, USA
Tel: +1-800-561-0485

Add: 925, Anyang SK V1 Center, LS-ro
116beon-gil, Dongan-gu, Anyang-si, Korea
Tel: +82-31-990-7732

Add: No.23 Wanghai Road,
2nd Software Park, Xiamen, China
Tel: +86-592-5922772

