



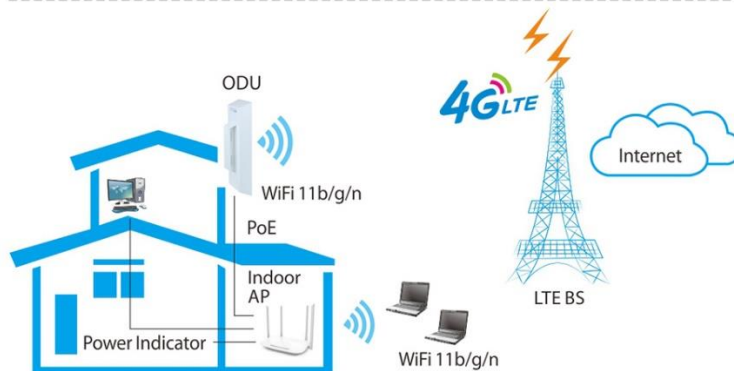
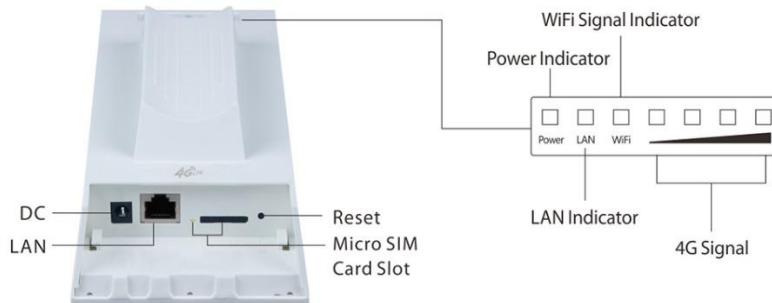
WI-LTE110-O

4G LTE Outdoor CPE

Datasheet

Highlights

- 4G transform to Wi-Fi and wired network
- Build in 3G/4G SIM card slot, support LTE-TDD/LTE-FDD, WCDMA/CDMA and GSM networking. Then band adjustable, can comply with all operator in the world.
- High RF power design, with omni 2.4G/4G antenna, more wireless coverage, better signal strength and more stable performance.
- It support VPN(L2TP, PPTP, auto VPN), meet with industrial applications such as chain stores, ATM..
- Support Power over Ethernet, 24V passive PoE, can work in the place even no power supply, simple to install it.
- Support 50users+ for Wi-Fi access
- 10KV Lightning Protection

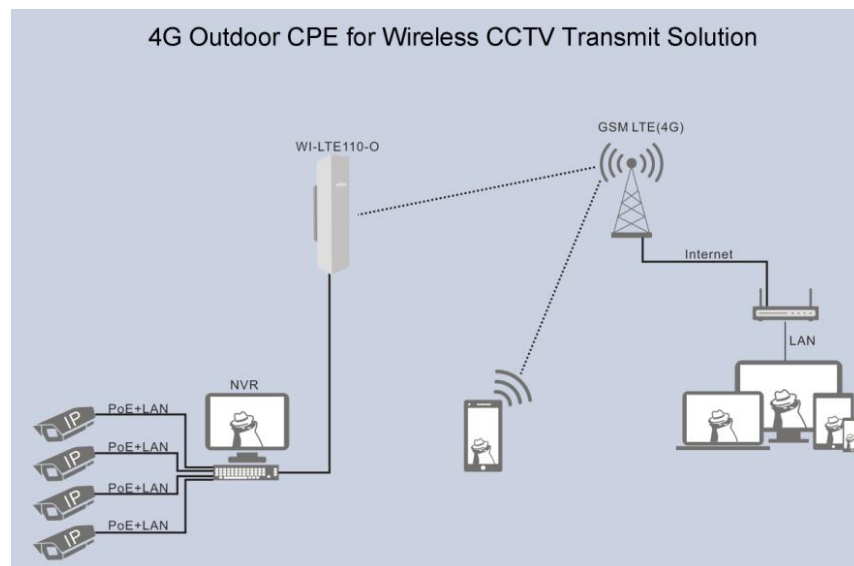


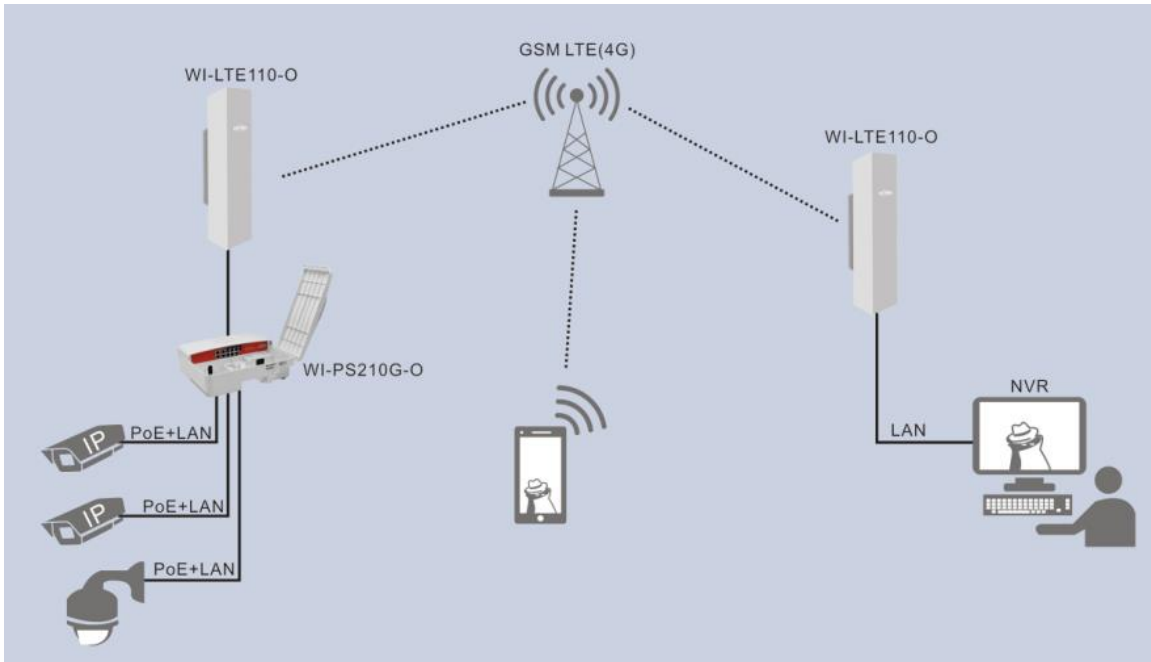
Description

Wi-Tek's WI-LTE110-O is an IEEE 802.11b/g/n standard high power outdoor LTE CPE for LTE base station, widely be used in outside to convert 3G/4G data to high-speed, safe and reliable Wi-Fi signal for end users, to meet with their wireless connection for information, entertainment or business request.. is widely used in various fields of communication:

- ◆ Wireless Video Surveillance
- ◆ Enterprise wireless LAN interconnection
- ◆ Mobile operators WISP large customer access system
- ◆ Wi-Fi Wireless city coverage

Typical Applications





4G Transform WiFi for Business Zone



4G Transform WiFi for Home Internet



Specifications

HARDWARE FEATURES	
Processor	MTK MT7628
Memory	128MB SDRAM 16MB Flash
LTE/3G/2G Bands	<p>Europe Version: LTE-FDD: B1/B3/B5/B7/B8/B20 WCDMA: B1/B5/B8 LTE-TDD: B40 GSM: 850/900/1800/1900</p> <p>Asia Version: LTE-FDD: B1/B3/B5/B8/B28 WCDMA: B1/ B8 LTE-TDD: B38/B39/B40/B41 TD-SCDMA: B34/B39 EVDO&CDMA: BC0</p>

	<p>GSM:850/900/1800/1900</p> <p>America Version:</p> <p>LTE-FDD: B2B4/B5/B12/B13/B17/B25/B26</p> <p>WCDMA: B2/B4/B5</p> <p>LTE-TDD: B41</p> <p>EVDO&CDMA: BC0/BC1</p> <p>GSM:850/1900</p>
LTE Category	4 (150Mbps Downlink, 50Mbps Uplink)
Wi-Fi Standard	802.11b/g/n 2T2R 300Mbps
Interface	<p>1X10/100BASE-TX</p> <p>Ethernet Interface (Support PoE IN 24V)</p> <p>1 SIM Card slot</p> <p>1 DC Input (Supports 9-30V)</p>
Button	Reset
Power Supply	<p>24V Passive PoE Adapter</p> <p>Include</p>
Power Consumption	8W
Dimensions (H x W x D)	260x100x37mm
Antenna Type	<p>5dbi 4G Antenna</p> <p>5dbi 2.4G WIFI antenna</p>
Protection	10KV Lightning Protection

Enclosure	Outdoor UV Stabilized Plastic IP65 waterproof Certification
------------------	--

WIRELESS FEATURES	
Wireless Standards	802.11b/g/n
Protocol	CSMA/CA,TCP/IP,IPX/SPX, NetBEUI, DHCP
Wireless Mode	Router,
Wireless Speeds	11a:54M,48M,36M,24M,18M,12M ,9M,6Mbps 11n:6.5M, 13M, 13.5M, 19.5M, 26M, 27M, 39M, 40.5M, 52M, 54M, 58.5M, 65M, 81M, 108M, 121.5M, 135M, 150M, 270M, 300Mbps
Wi-Fi Frequency	2.4GHz – 2.484GHz
Transmission Power	20dBm(100mW)

SOFTWARE FEATURES	
Wireless Configurations	802.11a/n Modes Selectable Channel Width: 20/40MHz Automatic Channel Selection Transmission Power Control Dynamic Frequency Selection (DFS) WDS Enable/Disable Security: WPA/WPA2, WPA-PSK/WPA2-PSK (AES/TKIP) Encryption, 64/128/152-bit WEP Encryption SSID Broadcast Enable/Disable Distance/ACK Timeout Setting Wireless MAC Address Filter Wireless Advanced: > Beacon Interval/RTS Threshold/Fragmentation >Threshold/DTIM Interval/AP Isolation/Short GI/Wi-Fi Multimedia
Management	WEP management SSH Telnet Serial
System-level Optimizations	Optimized IGMP Snooping/Proxy for multicast applications Hardware watch dog

OTHERS	
Certification	CE

OTHERS	
Package Contents	<p>1*4G CPE</p> <p>1*PoE Adapter</p> <p>1* Pole Mounting Kit included</p>
System Requirements	<p>Microsoft Windows 98SE, NT, 2000, XP, Vista™ or Windows 10, Windows 8, Windows 7, MAC OS, NetWare, UNIX or Linux.</p> <p>Note: We recommend you to use one of following Web browsers for an improved user experience: Google Chrome, Safari, and Firefox. IE browsers are not recommended.</p>
Environment	<p>Working Temp: -40 ~ 70°C Storage Temp: -40 ~85°C Working Humidity: 10%~95% non-condensing</p>